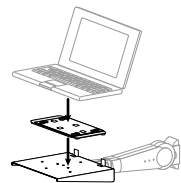
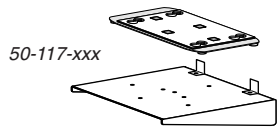
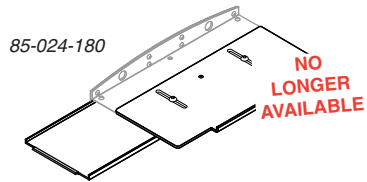
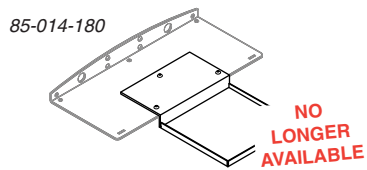
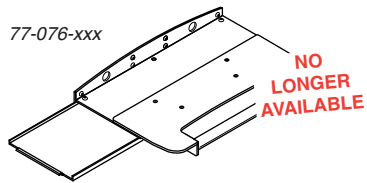
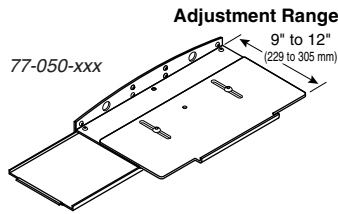
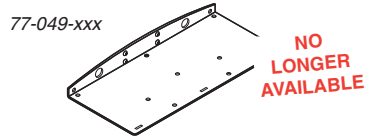


Accessory Selections

Keyboard/Mouse Trays, Laptop Trays & Accessories



Use in conjunction with 400, 300, 200 and 100 Series Keyboard/Laptop Arms and Pivots.

Part Number	Description	Dimensions W x D x H	Shipping Weight
Keyboard/Mouse Trays			
77-049-180, grey 77-049-200, black	Keyboard Tray	16-1/2" x 7-1/4" x 2" (419 x 184 x 51 mm)	3 lbs (1.4 kg)
77-050-180, grey 77-050-200, black	Keyboard Tray w/ Sliding Mouse Tray and Wrist Rest Holder	17-1/2" x 9 to 12" x 2-1/2" (445 x 229 to 305 x 64 mm)	7 lbs (3.2 kg)
77-076-180, grey 77-076-200, black	Keyboard Tray w/ Handle and Sliding Mouse Tray	17-1/2" x 12-1/2" x 3-3/8" (445 x 318 x 86 mm)	12 lbs (5.4 kg)

Upgrade Kits

85-014-180, grey	Front Mouse Tray	7-1/8" x 7-1/8" x 1" (181 x 181 x 25 mm)	3 lbs (1.4 kg)
85-024-180, grey*	Sliding Mouse Tray and Wrist Rest Holder		5 lbs (2.3 kg)

Laptop Trays

50-117-100, grey 50-117-101, black	Laptop Tray (includes Adhesive Mounting Kit)	8" x 9" x 2-1/8" (203 x 229 x 54 mm)	2 lbs (.9 kg)
---------------------------------------	--	---	------------------

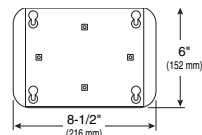
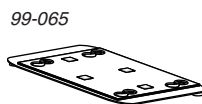
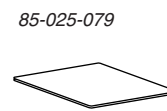

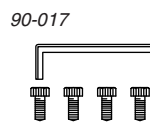
* Add to Keyboard Tray 77-049-180 to create 77-050-180.

Laptop Tray Accessories

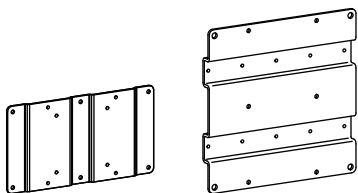
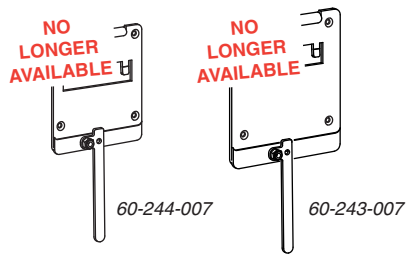
Part Number	Description	Application	Shipping Weight
90-017	Tamper Resistant Screw Kit	Attaches Adhesive Pad to Laptop Tray utilizing special screws	1 lbs (.5 kg)
99-065	Replacement Adhesive Mounting Kit	Replacement Adhesive Mounting Kit if Tray's original adhesive becomes worn	1 lbs (.5 kg)

Wrist Rests & Mouse Accessories

85-043, blue	Gel Wrist Rest		1 lbs (.5 kg)
85-025-079, grey	Mouse Pad		1 lbs (.5 kg)
99-033-078, white	Mouse Pouch		1 lbs (.5 kg)



Monitor Interface Accessories



97-197-200, converts 200x100 mm monitors into 75x75 mm or 100x100 mm VESA hole patterns

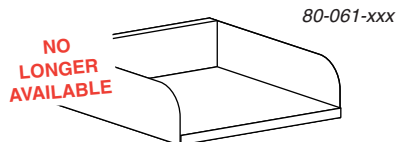

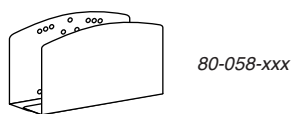
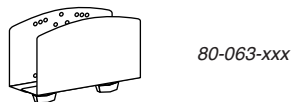
60-542-009, 200x200 mm, VESA MIS-F Adapter Interface Plate

Attach your monitor to Ergotron Mounting Solutions with the Quick Mounting Kit – no tools necessary. The Quick Release Kit makes removal and reattachment of your monitor fast and easy. The Tamper Resistant Kit secures the lever of the Quick Release Kit.

Part Number	Description	Application	Shipping Weight
97-182-085, black	Quick Mounting Kit, (4) Screws w/ easy-turn knob head	Connects Mounting Solutions to monitor's VESA FDMI interface	1 lbs (.5 kg)
60-244-007, black*	Quick Release Kit 75 mm	Mounts between 75 mm monitor interface & 75 mm Mounting Solutions product interface	1 lbs (.5 kg)
60-243-007, black*	Quick Release Kit 100 mm	Mounts between 100 mm monitor interface & 100 mm Mounting Solutions product interface	1 lbs (.5 kg)
90-022	Quick Release Tamper Resistant Kit (1 screw & hex wrench)	Prevents tampering of monitor mounted with Quick Release Kit	1 lbs (.5 kg)
90-023	Quick Release Tamper Resistant Kit (10 screws)	Prevents tampering of monitors mounted with Quick Release Kits	1 lbs (.5 kg)
60-254-007, black	75 x 75 mm to 100 x 100 mm, Conversion Plate Kit	Mounts 100 x 100 mm monitor to Ergotron Arm with 75 x 75 mm interface	1 lbs (.5 kg)
97-197-200, black	200 x 100 mm Adapter Plate Kit	Attaches to monitors using the VESA MIS-E, C Interface Standard	2 lbs (.9 kg)
60-542-009, black	VESA MIS-F Adapter Interface Plate	Attaches to large TVs/displays based on a 200x200 mm VESA MIS-F hole pattern	4 lbs (1.8 kg)

* Fasteners to attach VESA FDMI compliant monitors and most Ergotron adapter interfaces are provided. However, user may need to supply own fasteners for some applications.

CPU Holders



CPU Holders

Mount CPUs in a vertical, tower position. Each holder's width is adjustable. Four sizes are available to accommodate equipment 1/2" to 10-3/4" wide.

Part Number	Description	Dimensions H x W x D	Weight Capacity	Shipping Weight
80-053-180, grey 80-053-200, black	CPU Holder, Extra Small	4" x 10" x 1/2–2-1/4" (102 x 254 x 13–57 mm)	40 lbs (18.1 kg)	3 lbs (1.4 kg)
80-063-180, grey 80-063-200, black	CPU Holder, Small	6" x 10" x 1-3/8–3-3/4" (152 x 254 x 35–95 mm)	50 lbs (22.7 kg)	6 lbs (2.7 kg)
80-058-180, grey 80-058-200, black	CPU Holder, Medium	6-1/2" x 10" x 3-3/8–7-5/8" (165 x 254 x 86–194 mm)	100 lbs (45.4 kg)	10 lbs (4.5 kg)
80-059-180, grey* 80-059-200, black*	CPU Holder, Large	14-5/8" x 12" x 5–10-3/4" (371 x 305 x 127–273 mm)	150 lbs (68.1 kg)	14 lbs (6.4 kg)

* The Large CPU Holder (80-059-xxx) is not compatible with the Mobile WorkStand.

Note: To attach to Wall Track, Bracket 60-156 is required. To attach to Command Post, order either Bracket 60-157-100 or 60-158-100. Also mounts directly to surface: fasteners supplied by user when direct mounting.

CPU Shelves

Mount CPUs in horizontal, desktop position. Cable through-holes are located in the rear.

Part Number	Description	Dimensions W x D x H	Weight Capacity	Shipping Weight
80-060-100, grey 80-060-101, black	CPU Shelf, Medium	17" x 17" x 5" (432 x 432 x 127 mm)	100 lbs (45.4 kg)	16 lbs (7.3 kg)
80-061-100, grey* 80-061-101, black*	CPU Shelf, Large	22" x 20" x 7-1/2" (559 x 508 x 191 mm)	150 lbs (68.1 kg)	20 lbs (9.1 kg)

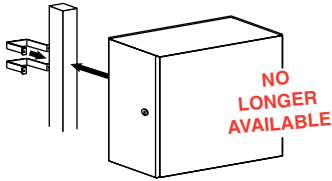
* Do not use CPU Shelf, Large (80-061-xxx) with 2" x 2" Command Posts (20-142-100, 20-143-100). See Note below.

Note: To attach to Wall Track, Bracket 60-156 is required. To attach to Command Post, order either Bracket 60-157-100 (for CPU Shelf, Medium only) or 60-158-100. Also mounts directly to surface: fasteners supplied by user when direct mounting.

Storage Components



99-068-100



80-062-100

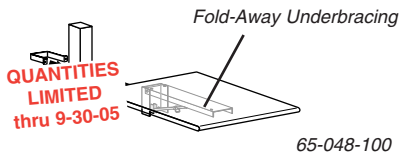
The CPU Cabinet is vented and lockable. The Wire Storage Basket and Cable Box add extra storage options to a configuration.

Part Number	Description	Dimensions H x W x D	Shipping Weight
99-068-100, grey*	Wire Storage Basket	6-1/8" x 13-1/8" x 4-1/8" (156 x 333 x 105 mm)	3 lbs (1.4 kg)
80-062-100, grey**	CPU Cabinet	18-3/8" x 21" x 8" (467 x 533 x 203 mm)	34 lbs (15.4 kg)
65-029-100, grey	Fixed Underbracing for 3" x 3" Command Post	QUANTITIES LIMITED THRU 11-30-05	11 lbs (5 kg)
65-059-100, grey	Fixed Underbracing for Wall Track	QUANTITIES LIMITED THRU 11-30-05	11 lbs (5 kg)

* Compatible with Wall Track, Command Post and 2" Pole. To attach to Wall Track, Bracket 97-091 is required. To attach to Command Post, order either Bracket 60-363-100 or 60-365-100.

** Compatible with Wall Track and Command Post. To attach to Wall Track: for vertical orientation, Bracket 60-156 is required; for horizontal orientation, order Fixed Underbracing 65-059-100. To attach to Command Post: for vertical orientation, order Bracket 60-157-100 or 60-158-100; for horizontal orientation, order Fixed Underbracing 65-029-100.

Peripheral Table



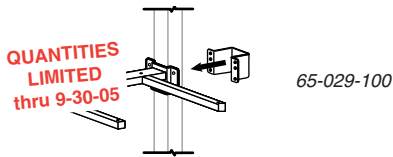
65-048-100

The Peripheral Table provides a solid, laminated surface for writing or holding equipment on Wall Track or Command Post. Configure it with either a Fixed or Fold-Away Underbracing.

Part Number	Description	Dimensions L x W x H	Shipping Weight
55-035-998, laminated	Peripheral Table	20" x 18" x 3/4" (508 x 457 x 19 mm)	10 lbs (4.5 kg)
65-048-100, grey*	Fold-Away Underbracing		7 lbs (3.2 kg)
65-059-100, grey**	Fixed Underbracing for Wall Track		7 lbs (3.2 kg)
65-029-100, grey**	Fixed Underbracing for 3" x 3" Command Post		11 lbs (5 kg)

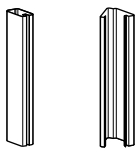
* Compatible with Wall Track and Command Post. To attach to Wall Track, Bracket 60-156 is required. To attach to Command Post, order either Bracket 60-157-100 or 60-158-100.

** No extra bracket is required when attaching Peripheral Table with Fixed Underbracing.



65-029-100

Cable Channel



70-038-089

Organize and route excess cables easily with Cable Channel

Part Number	Description	Dimensions L x W x D	Shipping Weight
70-038-089, grey	12" Cable Management Channel	12" x 1-5/8" x 1" (305 x 41 x 25 mm)	1 lbs (.5 kg)
70-008-089, grey	24" Cable Management Channel	24" x 1-5/8" x 1" (610 x 41 x 25 mm)	2 lbs (.9 kg)
70-011-089, grey	32" Cable Management Channel	32" x 1-5/8" x 1" (813 x 41 x 25 mm)	2 lbs (.9 kg)
70-017-089, grey	12" Cable Management Channel, Set of 6	12" x 1-5/8" x 1" (305 x 41 x 25 mm)	2 lbs (.9 kg)

Monitor Interface & VESA® Standard Guide

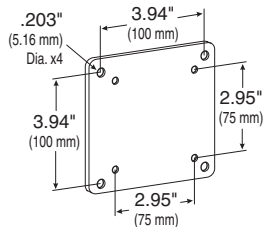
VESA® FDMI™ Standard



Rear view of a flat panel monitor that is VESA MIS-D, 100/75, C compliant. It is attached to a 400 Series Arm.



Rear view of a flat panel monitor that is VESA MIS-E, C compliant. It is attached using the 200 x 100 mm Adapter Plate Kit.



The 75 mm to 100 mm Conversion Plate Kit (60-254-007) attaches the Monitor Bracket of the Arm to a 100 mm VESA® FDMI™ Monitor. See Page 47 for more information.

The VESA® FDMI™ Standard* defines mounting interfaces, hole patterns, and associated cable/power supply locations for LCD monitors, plasma displays and other flat panel devices. Ergotron Flat Panel Mounting Solutions are designed to fit this standard to make monitor attachment quick and easy.

Oftentimes a monitor's hole pattern is revealed by removing its base (refer to your monitor's manual for details). Contact Ergotron at 800-888-8458 (option 2) or visit www.ergotron.com and select the Compatible Monitor Tool under Resources to verify that your monitor is VESA FDMI Standard compliant.

Standard Interfaces:

VESA MIS-D, 100/75, C compliant monitors are equipped with either a 75 x 75 mm or 100 x 100 mm mounting hole pattern. Ergotron Mounting Solutions attach directly to these monitors. Note: This is the most common interface.

VESA MIS-E, C compliant monitors are equipped with a 200 x 100 mm mounting hole pattern. Larger LCD monitors may use this interface. Ergotron HD45 Arms and HD Pivots attach to these monitors using the 200 x 100 mm Adapter Plate Kit (ordered separately, see page 47). The Ergotron FX75 and FXT75 will attach directly to this interface.

VESA MIS-F, C compliant monitors have varied hole patterns that are spaced in 200 mm increments (e.g., 400 x 200 mm and 600 x 400 mm are examples of VESA MIS-F compliant configurations). Larger LCD and plasma displays could follow this standard. See page 33 for Mounting Solutions.

Monitors that conform to the VESA Standard bolt directly to Ergotron Mounting Solutions. Ergotron provides (4) 4 mm x 10 mm screws for VESA MIS-D, 100/75 interface monitor attachment. For VESA MIS-E, C interface attachment, Ergotron supplies (6) 4 mm x 10 mm screws. For VESA MIS-F, C interface display attachment, Ergotron supplies 6 mm x 25 mm screws. The number of screws provided will depend on the size of the interface bracket. Your monitor may require different screws, which may be provided by the monitor manufacturer.

Custom Adapter Interface Bracket

If your monitor does not include a VESA FDMI Standard mounting hole pattern, a separately-ordered custom adapter bracket may be available. Contact the monitor manufacturer to see if they have this option available. If it is not available from the monitor manufacturer, Ergotron has developed a number of custom adapter brackets to interface with existing flat panel monitors. Contact Ergotron at 800-888-8458 (option 2) to see if one is available for your monitor.

* VESA FDMI Standard stands for Video Electronics Standards Association Flat Display Mounting Interface Standard.

Ergotron, Inc., is a full member of the Video Electronics Standards Association (VESA®), which is comprised of over 300 high-tech member companies who work on standards for the video electronics market that will shape the technology of tomorrow.

VESA, FDMI and the VESA Mounting Compliant logo are trademarks of the Video Electronics Standards Association.



If you have a monitor with a 100 x 100 mm hole pattern that you would like attached to a Mounting Solutions product with a 75 x 75 mm interface, a Conversion Plate Kit is available. Please note that all Mounting Solutions now ship with both 75 mm and 100 mm interface plates (except for the HD Series Pivots, page 30). See Monitor Interface Accessories on page 47.