

# CAB-25AS-MMOD Adapter Technical Specifications

Document ID: 47886

---

- Introduction**
- Prerequisites**
  - Requirements
  - Components Used
  - Conventions
- Technical Specifications**
- Related Information**

---

## Introduction

This document provides the technical specifications for the CAB-25AS-MMOD adapter.

## Prerequisites

### Requirements

There are no specific requirements for this document.

### Components Used

This document is not restricted to specific software and hardware versions.

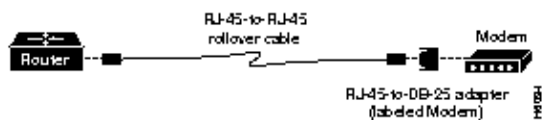
The information in this document was created from the devices in a specific lab environment. All of the devices used in this document started with a cleared (default) configuration. If your network is live, make sure that you understand the potential impact of any command.

### Conventions

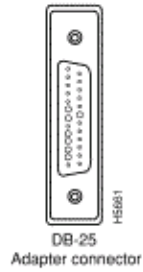
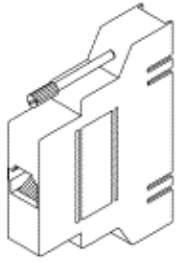
For more information on document conventions, refer to the Cisco Technical Tips Conventions.

## Technical Specifications

This illustration shows adapter CAB-25AS-MMOD (part number CAB-25AS-MMOD). This adapter is used with the Cisco 2500 series, including the access server series (Cisco 2509 through Cisco 2512).



This adapter has an RJ-45 connector on one end and a male DB-25 connector on the other end.



This table lists the pins for the RJ-45 and MMOD:

Cable	DB-25 Adapters
RJ-45 Pins	MMOD Pins <sup>1</sup>
1	5
2	8
3	3
4	7
5	7
6	2
7	20
8	4

<sup>1</sup>The MMOD adapter that is available through Cisco is labeled "Modem."

---

## Related Information

- [Technical Support – Cisco Systems](#)
- 

All contents are Copyright © 2006–2007 Cisco Systems, Inc. All rights reserved. Important Notices and Privacy Statement.

---

Updated: Jan 27, 2006

Document ID: 47886

---